

## 弘明福報訂閱方法

**步驟一：**以下操作，需在電子信箱登入狀態中完成；所以**請先登入您的 Email**。

**步驟二：**

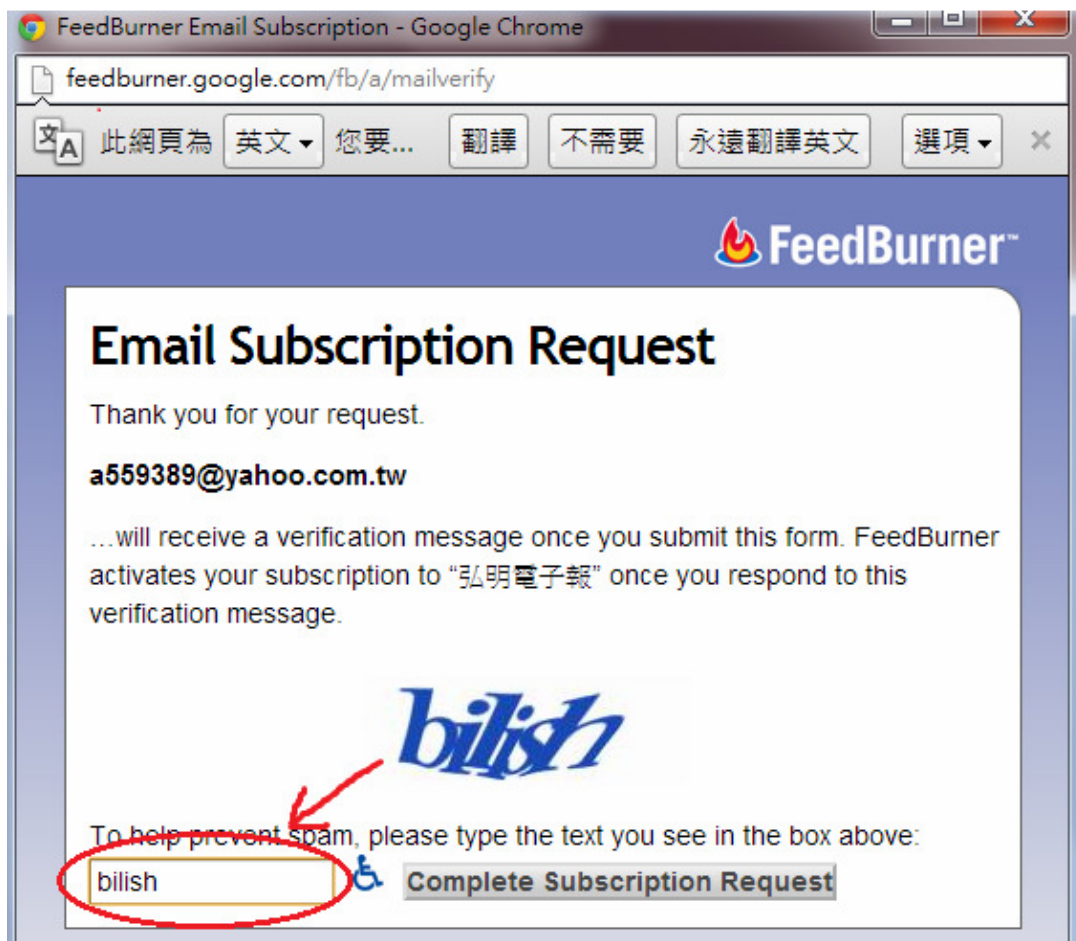
1、在圖示區輸入您的 **Email**



2、然後點上圖的 **Submit**，就會出現步驟三的畫面

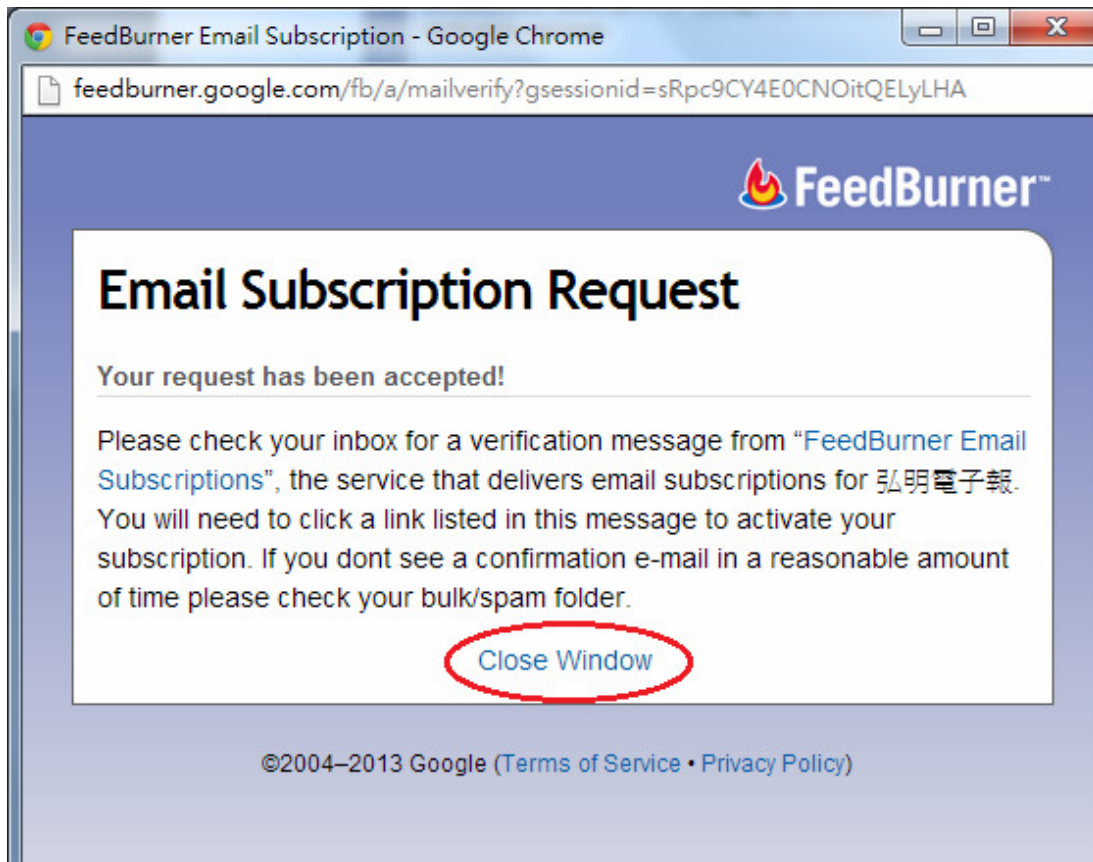
**步驟三：**

1、請在圖示區輸入電腦自動出現的**變形英文字母**



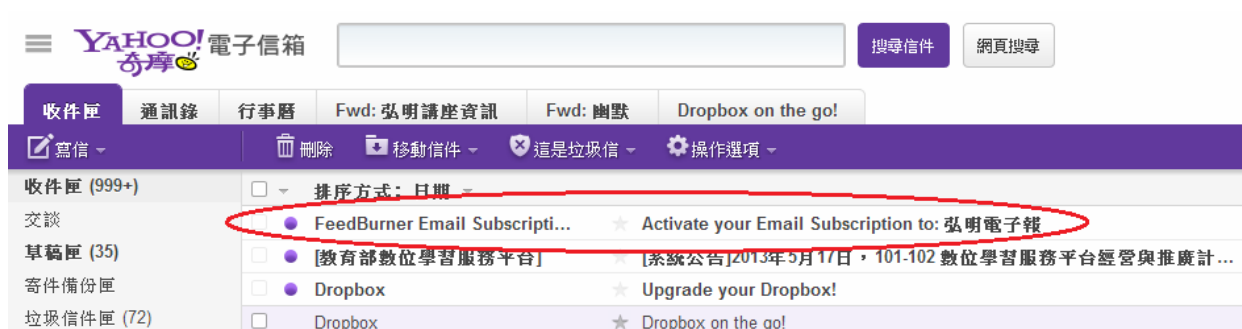
2、請點上圖的 **Complete Subscription Request**，接著會出現步驟四的畫面。

**步驟四：**



請點圖示 **Close Window**，系統會自動 mail 一封信給您，如步驟五。

**步驟五：**請到您的信箱打開這封 mail（這封信可能需要一些時間才會寄達）



步驟六：打開信後，不要被一堆英文嚇到了，只要點圖示網址就可以了。



Hello there,

You recently requested an email subscription to 弘明電子報. We can't wait to send the updates you want via email, so please click the following link to activate your subscription immediately:

[http://feedburner.google.com/fb/a/mailconfirm?k=E-CECts16kj3zjWJN\\_oe2SoJJ80](http://feedburner.google.com/fb/a/mailconfirm?k=E-CECts16kj3zjWJN_oe2SoJJ80)

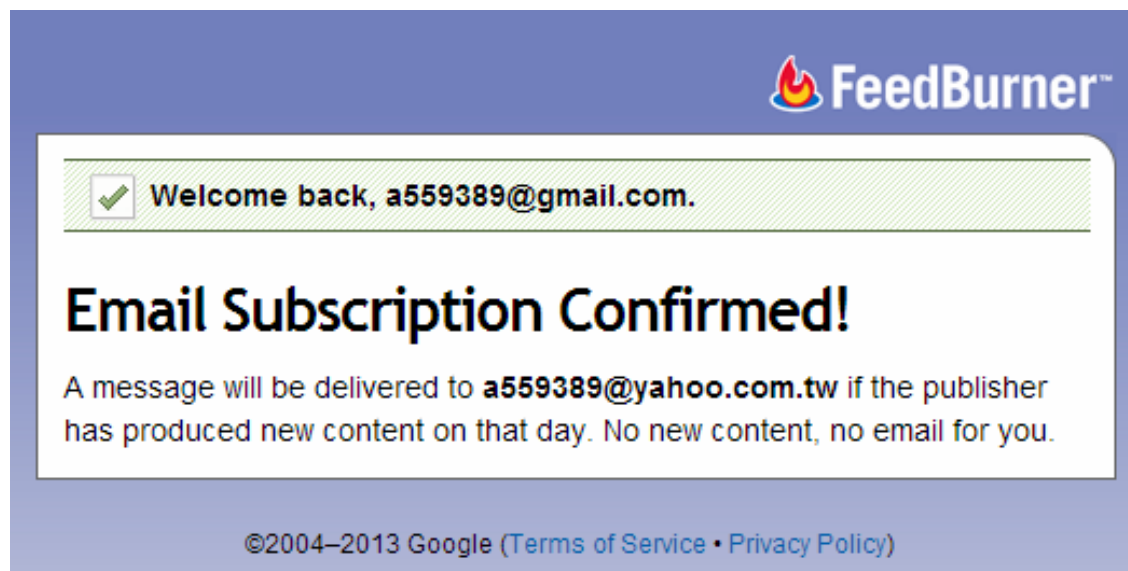
(If the link above does not appear clickable or does not open a browser window when you click it, copy it and paste it into your web browser's Location bar.)

As soon as your subscription is active, FeedBurner will send a daily email message if 弘明電子報 has new content.

If you did not request this subscription, or no longer wish to activate it, take no action. Simply delete this message and that will be the end of it.

~

點後出現如下畫面，恭喜訂閱成功，往後新出刊的弘明福報會自動寄到您的信箱；感謝您的訂閱。



· 如果您想要舊期的弘明福報，請在弘明電子報部落格的 **網誌存檔** 中點閱；或到如下的網址下載。

<https://docs.google.com/spreadsheet/cc?key=0AgRFUCeeFvSadDBiSExYN1ZPSGVCbFdya1FDV1AtWXc&usp=sharing>

· 如果您是 feedburner 的使用者，用如下網址訂閱會更加方便。

<http://feeds.feedburner.com/blogspot/nDIFp>